




Libby, by Overdrive



Get Started

- Libby can be used with Android, iOS (iPhone, iPad, iPod Touch), Kindle Fire, and can send books to a Kindle eReader
- Install the Libby app from your app store
- Once in the app, follow the prompts to choose Lisle Library District (eMediaLibrary)
- Sign in with your barcode number from the back of your library card and your PIN (usually the last 4 digits of your phone number)
- Click on the  icon at the bottom of the page, scroll down the page, click **Settings** to set your preferences, including format and language

Find eBooks, eAudiobooks, & eMagazines with the Libby app!

For use on mobile devices: iOS (iPhone, iPod, iPad) or Android Phones and Tablets and the Kindle Fire


Check Out Titles

- Browse or search for titles by clicking on the **home** or **magnifying glass** icons  
- Tap on a title's cover image and scroll down to read a description
- Tap **Borrow**
- Set the loan term by clicking above the title (7, 14 or 21 days) and click **Borrow** again
- Choose to **Keep Browsing** or **Go To Shelf** to read in the app

Kindle eReader

- Choose **Go to Shelf** and **Read With...** then click **Kindle...** to be brought to Amazon. Log in to your account, choose your eReader, and tap **Get Library Book**
- The book will be sent via WiFi to your device

Return Items or Edit Holds

- Access your borrowed items and holds in the app by tapping the **Shelf** icon 
 - Tap **Manage Loan** for the due date and the option to **return early**.
- OR**
- Under **Holds**, check if items are ready to borrow, or the expected wait times
 - Tap **Manage Hold** to suspend or cancel your hold

eMagazines

- Tap the magnifying glass icon and type in the name of a magazine. Click **Borrow** next to the magazine title to checkout the most current issue.
 - ⇒ TIP: eMagazines are available for 21 days, and do not count towards checkout limits

Need Help?

Visit <https://help.libbyapp.com/> for FAQs and support, or contact the library:

Phone: 630-971-1675 x1508

Email:
adultservices@lislelibrary.org

Chat: From the library home page at www.lislelibrary.org, scroll to the bottom and tap "Click to chat"

Lisle Library District
777 Front Street
Lisle, IL 60532
630-971-1675
lislelibrary.org



Renew An Item

Renew

The option to renew a title will appear within 3 days of the due date, if available.

To renew:

- Access your borrowed items and holds in the app by tapping the **Shelf** icon
- Tap **Manage Loan** for the due date and the option to **Renew Loan**.

If you see the option to **Place a Hold** when trying to renew a title, it means you cannot renew the title because a hold has been placed on it.

*10 items may be checked out at any time, along with holds on 10 additional items
Please note: eMagazines do not count toward check out limits*

Find eBooks, eAudiobooks, & eMagazines with the Libby App!

For use with Tablets, eReaders, and Smartphones

