

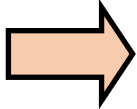
Points of View



Lisle Library District Cardholders:

Points of View Reference Source contains resources that present multiple sides of an issue. This resource provides rich content that can help individuals assess and develop persuasive arguments and essays, better understand controversial issues, and develop analytical thinking skills.

Access Steps:



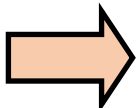
From Your Computer:

Go to: lislelibrary.org/databases

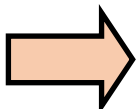
Select "Points of View Reference Source"

Enter your library card number and PIN. Click Login.

Get Started:



- ◆ Use the "Search" box to enter search terms and topics.
- ◆ Filter results by "Full Text" only, time frame of publication, or by source type.
- ◆ Click on a title to open a result shown. Choose "Access now" to view a result in PDF or eBook form, or choose Download to download a file to your device.
- ◆ You can use icons on the top right of an open result to **save, cite, add to project, share, or download**.
- ◆ You may also use the "Explore Topics" options from the home page to browse categories.
- ◆ Click a topic, and select further sub-topics on the next pages.
- ◆ Click on results of interest and navigate with available menus.



The Reference Shelf contains helpful articles on topics such as Critical Analysis, Debate Etiquette, Choosing a Topic, Writing a Topic Sentence, Debate Scorecards, and giving Oral Presentations.

Need More Help?

Email: adultservices@lislelibrary.org to connect with LLD staff